



COLLEGE OF
DENTURISTS
OF ONTARIO

Qualifying Examination Candidate Orientation

College of Denturists of Ontario

Part II: OSCE

- ▶ Saturday and Sunday, November 27 & 28 2021
- ▶ Location: David Braley Health Sciences Centre
100 Main Street West
Hamilton, Ontario
- ▶ Candidate registration & orientation
- ▶ Sequestering
- ▶ Scrubs, no logos



Part II: OSCE Blueprint

<u>Competency Area</u>	<u>#of stations</u>
▶ Clinical Practice	5
▶ Laboratory	4
▶ Professional Collaboration	2
▶ Practice Management	1
▶ Jurisprudence, Ethics & Professional Responsibilities	2
▶ Communication	2
TOTAL	16



COVID-19 Safety Protocol

- ▶ McMaster University's Vaccination Policy
 - Dates of first and second vaccination
 - Will need both dose receipts
- ▶ Daily Screening Questions
- ▶ Hand hygiene
- ▶ Protective barriers
- ▶ Cleaning and disinfection
- ▶ Masks



Screening Questions

- ▶ Have you received your final (or second) COVID-19 vaccination dose more than 14 days ago?
- ▶ Have you tested positive for COVID-19 in the past 10 days, or have you been told you should be isolating?
- ▶ Have you uploaded your proof of vaccination to the McMaster University Safety App?
- ▶ Do you have any of the following symptoms?
 - Fever and/or chills
 - New onset of cough or worsening chronic cough
 - Shortness of breath
 - Decrease or loss of sense of taste or smell
 - Unexplained fatigue, malaise, lethargy, muscle aches



Part II: OSCE Orientation Video



Each station

- ▶ There will be no intra-oral stations
- ▶ IPAC protocols
- ▶ 3 minute read time, 8 minutes inside, 1 minute reminder
- ▶ 8 stations per day, 6 interactive, 2 non-interactive




Interactive Station

- ▶ Consultation – what is expected?
- ▶ Clinical knowledge
- ▶ Judgement
- ▶ Communication skills



Non-interactive Station

- ▶ Clinical/technical knowledge
- ▶ Judgement
- ▶ Communication skills
- ▶ Noise – non-sterile environment



Candidate Instructions

Candidate Instructions/Stem

You are about to meet Mrs. Esther Moore, 54 years old, who presents to your office requesting a full lower denture. Her complete upper denture fits well. She has not been to a dentist in over twenty (20) years and is now of the impression that all her remaining lower teeth should be removed. Please address her concerns.

A completed patient chart, models and props are available to you. It is understood that universal asepsis protocols have been followed and consent forms for treatment have been signed.



Medical-Dental Chart

PATIENT INFORMATION CARD

Patient Information

Name: **ESTHER MOORE**

Address: 45 WAYNE RD

Occupation: HOTEL HOUSEKEEPER

Age: 54

Sex: ☐ Male ☒ Female

Referred by: WALK-IN

Dental History

Dentist: NONE

Do you grind your teeth?

Do your jaw joints crack, pop or grate?

Are you gums tender or sore?

Have you had any injuries or surgeries to your mouth?

Details:

Last Visit*: LAST DENTAL VISIT 20 YRS AGO

Phone:

☐ Yes ☒ No
☐ Yes ☒ No
☐ Yes ☒ No
☐ Yes ☒ No

Last x-ray: N/A

Medical Information

Family Physician: WALK-IN

Phone:

Are you currently under medical treatment? ☐ Yes ☒ No Reason?

Have you ever been treated for any of the following:

R_x

☐ Diabetes
☐ Epilepsy
☐ Heart Condition
☐ Thyroid
☐ High Blood Pressure
☐ Cancer
☐ Repeat Headaches

R_x

☐ Stroke
☐ Allergies (Metal, latex)
☐ Respiratory Disease/Asthma
☐ HIV/AIDS
☐ Hepatitis
☐ Emotional or nervous disorders
☐ Tuberculosis

Do you smoke? ☐ Yes ☒ No Have you ever had any major operations or illness? ☐ Yes ☒ No

Reason for visit: WANTS TEETH REMOVED AND FULL SET OF DENTURES

Existing Denture Assessment

Type: CUD

Insertion Date: U: 20 YRS L:

How many sets? U: 1 L:

Reline Dates: U: L:

Extraction dates: U: 20 YRS L:

Adhesive used: U: NO L:

Vertical Dimension: Over Closed: 2 mm

Over Open: mm ☐ W.N.L.

Fit: U: GOOD

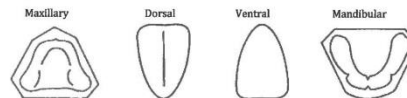
L:

Oral Assessment

Condition of Oral Mucosa

Upper: Normal Locally inflamed Diffuse reddening Granulated Epulis Fissuratum
Lower: Normal Locally inflamed Diffuse reddening Granulated Epulis Fissuratum

Other Anomalies:



Alveolar Ridge

Upper: Little Atrophy Normal Atrophy Severe Atrophy Fibrotic Tissue
Lower: Little Atrophy Normal Atrophy Severe Atrophy Fibrotic Tissue

Tori

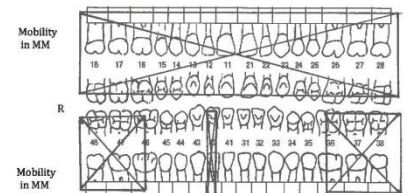
Upper: Unilateral Bilateral Manageable Surgery Advised
Lower: Unilateral Bilateral Manageable Surgery Advised

Xerostomia: Mild Moderate Severe Normal Saliva

Palatal Shape: Conductive Not Conductive

Jaw Relationship:

Anterior: Class I Class II Class III
Posterior: Class I Class II Class III



Teeth to be Extracted: 18 17 16 15 14 13 12 11 21 22 23 24 25 26 27 28
48 47 46 45 44 43 42 41 31 32 33 34 35 36 37 38

Referred to/for:

Date:



Models

Materials

- Acrylic
- Resin
- Stone
- Printed

All the same on
the examination



Video: Sample interactive station



Standardized Patients



Incident Reports

- ▶ If you experience anything out of the ordinary that may have negatively affected your exam performance.
- ▶ At the end of the exam day, during sequestering
- ▶ You must document your incident on the day of the exam should you wish to lodge an appeal.



Determining the Pass Score

- ▶ Determined by practicing denturists utilizing the Modified Angoff Standard Setting Method, the most widely used method in North America.
- ▶ Determined independently of candidate performance.
- ▶ Using this method, it is possible that all candidates can be successful



Ensuring your score is fair and valid

- ▶ Following the examination, all items on the OSCE are reviewed to ensure that they have functioned in the anticipated fashion.
- ▶ Items not meeting psychometric criteria are reviewed by the examination committee and a determination about their status is made.
- ▶ Factors impacting candidate performance, documented in Incident Reports, are taken into consideration before a candidate's score is finalized.



Results

- ▶ Results of the qualifying examination will be sent to each candidate within forty-five (45) calendar days of the completion of the examination via email and posted on your CDO profile.



Appeals of Results

- ▶ Appeal based on 3 grounds:
 - Illness on examination day
 - Must be supported by medical documentation by a licensed healthcare professional within **3 business days** of the examination
 - Personal emergency
 - An unforeseen emergency or trauma, such as the death or serious, sudden illness or injury of a close family member or close personal friend
 - Procedural irregularities
 - Fire alarms, power outages



Appeals of Results

- ▶ Candidate must fill out an incident report
- ▶ You must file for appeal within 15 business days from release of results
- ▶ Appeals do not result in remarking or rescoring of your examination mark
- ▶ Only allows for you to retake the examination at a reduced cost at the discretion of the Registrar



Performance Reports

- ▶ A performance report provides an analysis of the examination content areas
- ▶ Provides specific feedback about the unsuccessful candidate's performance
- ▶ Released after Appeals period. Approx 30 days after release of results



Conflict of Interest

Conflicts of interest can include:

- any denturists clinics you have attended or completed denture work in the past three years
- family members in the profession
- any denturists or SPs you know personally



Examination Security

- ▶ Under no circumstances will the examination evaluation marking booklet or instruction booklet be released to the candidate
- ▶ Turn OFF your cellphone, do not set it to vibrate or silent - you will be asked to check your phone in for the OSCE
- ▶ NO CELLPHONES, if caught with a cellphone, even not in use, will result in instant failure on the spot



Contact Us

Roderick Tom-Ying, Manager of Qualifying Examinations

416-925-6331 ext. 227

RTom-ying@denturists-cdo.com

Prior to or during OSCE

In case of emergency ONLY

647-237-1168

