



COLLEGE OF  
DENTURISTS  
OF ONTARIO

# QUALIFYING EXAMINATION CANDIDATE ORIENTATION

*MCQ and OSCE*



# QUALIFYING EXAMINATION STRUCTURE

- The Qualifying Examination is a non-exemptible requirement for a certificate of registration to practice denturism in Ontario
- Administered provincially
- Made up of two competency-based exam components guided by Competency Profiles and weighted by their respective exam Blueprints:
  - 1. Multiple Choice Question (MCQ)**
  - 2. Objective Structured Clinical Examination (OSCE)**
- Limit of 3 attempts for each component (attempts only begin counting as of February 2026)
- Additional attempt(s) are subject to a requirement to complete a remediation or training program



# MULTIPLE CHOICE QUESTION (MCQ) COMPONENT

# MCQ BLUEPRINT



Multiple Choice Examination (MCQ) – 220 questions	
Competency Area	% of Questions
Jurisprudence, Ethics, and Professional Responsibilities	16%
Patient-Centred Clinical Practice	42%
Records Management	8%
Laboratory Procedures	25%
Business Management	9%
TOTAL	100%

# MCQ COMPETENCY PROFILE

**National Competency Profile –  
Canada**

**Denturists**

*May 2020*

## Competency Area 2: Patient-Centred Clinical Practice

Competency		Performance Indicators	
2.1	<b>Performs and manages clinical procedures competently and safely.</b>	2.1.1	Identifies the foundational knowledge, skills and judgement that are required to meet the patient's denturism needs.
		2.1.2	Determines whether the proposed clinical procedure is within the legislated denturism scope of practice.
		2.1.3	Identifies the personal knowledge, skills and judgement required to perform a procedure.
		2.1.4	Consults with other professionals, as needed, to confirm treatment direction.
		2.1.5	Understands how physical and psychosocial factors may affect the provision of denturism services and treatment outcomes.
		2.1.6	Understands how assessment results may affect the treatment plan and expected outcomes.
		2.1.7	Determines and manages the risk of undesirable outcomes associated with a clinical procedure.
		2.1.8	Incorporates knowledge and assessment of relative contraindications for specific materials and patient limitations into proposed treatment plans.
		2.1.9	Applies foundational knowledge and follows up-to-date, evidence-informed practice to produce accurate, functional results.
		2.1.10	Knows when denturism services may be discontinued and discontinues treatment appropriately.
2.2	<b>Determines the appropriateness of a requested service.</b>	2.2.1	Demonstrates knowledge of requested services.
		2.2.2	Understands the indications for a requested service
		2.2.3	Discusses expected short- and long-term outcomes of the treatment with the patient and the referral source.



# MCQ EXAM DAY SCHEDULE

Tuesday, February 3, 2026		
AM Session	LUNCH	PM Session
3 hours (110 questions)		3 hours (110 questions)
Registration begins at: <b>BLOCK 1:</b> 9:30 am EST <b>BLOCK 1 (Accommodation Candidates):</b> 9:30 am EST <b>BLOCK 2:</b> 10:00 am EST	30 minutes	Registration begins at: <b>BLOCK 1:</b> 1:30 pm EST <b>BLOCK 1 (Accommodation Candidates):</b> Between 1:30 pm – 3:00 pm EST <b>BLOCK 2:</b> 2:00 pm EST



# BEFORE THE EXAM

- Download, install, and test the WebLock Secure Browser on your computer
- Download “Google Meets” on your smart phone
- Test your computer, internet connection, mobile device, camera and webcam
- You will receive an email from MonitorEDU within 24-48 hours before your exam which includes a meeting link
- Make sure your planned test area is clean, and in a quiet room
- Create door signs to let any friends or family know about the high-stakes exam
- Prepare a lunch in advance



# DAY OF THE EXAM

- You are allowed:
  - One (1) piece of blank paper for notes
  - Pen/pencil and eraser
  - One (1) clear water bottle (with any labels removed) containing clear liquids only
- Have government-issued **photo ID** ready
- Turn off remote access to your computers
- At your assigned registration time, click on the exam link found in the email from MonitorEDU
- You will be connected directly with an exam proctor



# DAY OF THE EXAM

- Washroom breaks are **not** permitted
  - Unless previously approved via an accommodation
- Disconnection
  - **DO NOT PANIC!**
- Security breaches (e.g. person walking into the testing room)
  - Incident will be reviewed by the Chief Examiner
  - May result in exam disqualification

# SAMPLE EXAM PORTAL



Matthew  
Time Left - 00:14:36

3. What is characteristic of a transitional immediate complete denture?

- The denture can be relined once healing is complete.
- The denture can be placed in the mouth after healing is complete.
- The denture is temporary and is replaced after healing is complete.
- The denture can be kept as a long-term prosthesis.

<< BACK REVIEW NEXT >>



# INCIDENT REPORTS

- If you experience anything out of the ordinary that may have negatively affected your exam performance:
  - **Email the College at [exams@denturists-cdo.com](mailto:exams@denturists-cdo.com) with subject line “Incident Report”**
    - At lunch break
    - After the exam ends
    - **Must be by end of day**
- **You must submit an Incident Report on the day of the exam should you wish to appeal your exam result**



# EXAM SCORING

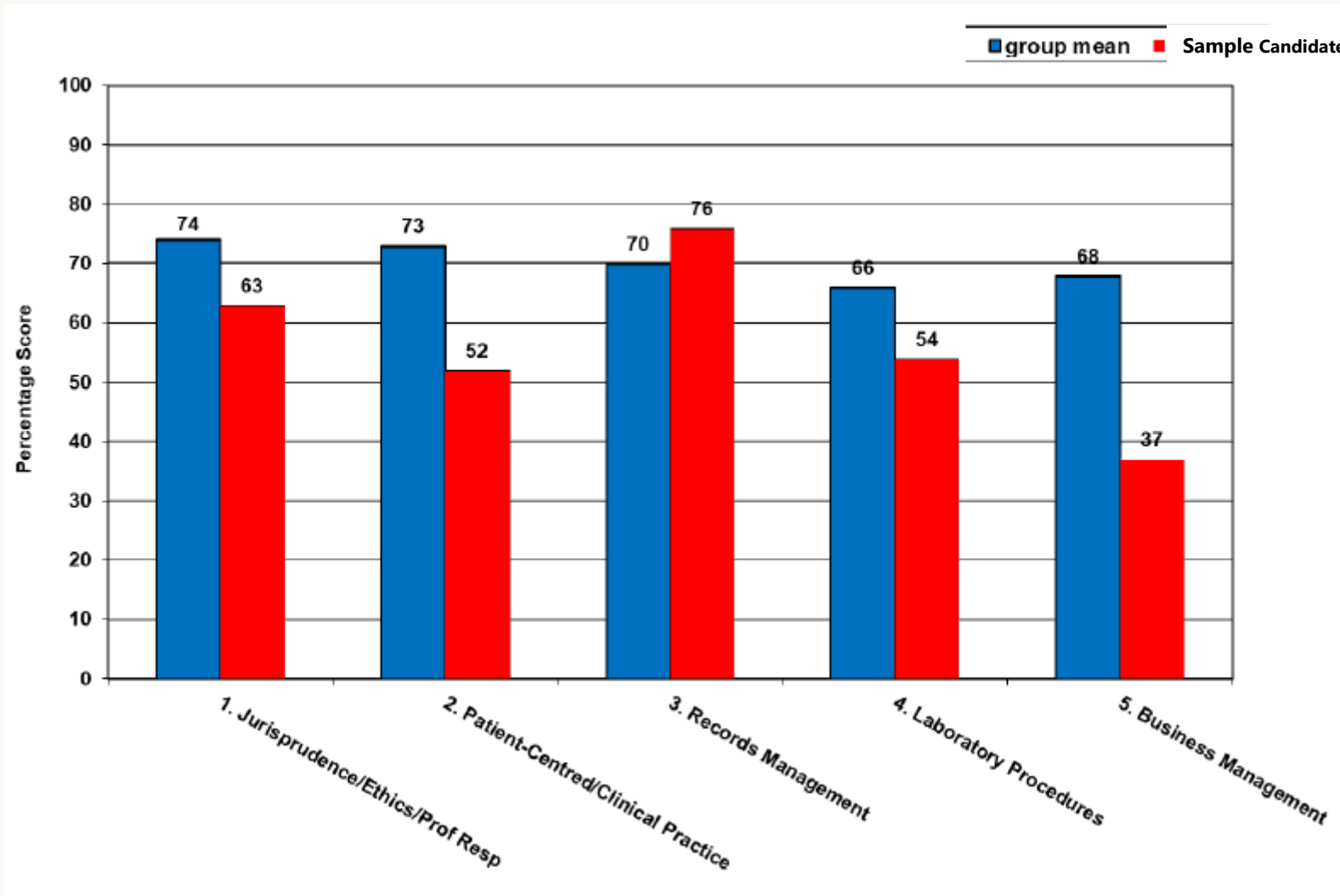
- Determining the Pass Score
  - Determined by practicing denturists utilizing the Modified Angoff Standard Setting Method, the most widely used method in North America
  - Determined independently of candidate performance
  - Using this method, it is possible that all candidates can be successful
- Fairness & Validity of Scores
  - Following the examination, all items are reviewed to ensure that they have functioned in the anticipated fashion
  - Items not meeting psychometric criteria are reviewed by a subgroup of the QE Item Writing Group and a determination about the item's status is made
  - Factors impacting candidate performance, documented in incident reports, are taken into consideration before a candidate's score is finalized



# EXAM RESULTS

- Results of the Qualifying Examination will be released approximately **6-8 weeks** after the completion of both examination components
  - You will be notified via e-mail that the results are available and how to access the results within the CDO Portal
- Performance reports will be provided for unsuccessful candidates
  - Provides an analysis of the examination competency areas and specific feedback about the unsuccessful candidate's performance in each of the competency areas tested in the MCQ
  - If you have any questions about this report, please contact the College

# PERFORMANCE REPORTS





# APPEALS

- No rescoring, no remarking, scores are final
- Candidate must have submitted an incident report
- Appeals may be based on three grounds only:
  - 1. Candidate illness on examination day:** Must be supported by medical documentation by a licensed healthcare professional within 3 business days of the examination.
  - 2. Personal emergency on examination day:** An unforeseen emergency or traumatic incident, such as the death or serious/sudden illness or injury of a close family member or close personal friend.
  - 3. Procedural or administrative irregularities:** For example, fire alarms or power outages, etc.



# MCQ RESOURCES

- MCQ Remote Proctoring Candidate Information Package
- MCQ Remote Proctoring Candidate Agreement
- MCQ Exam Blueprint
- National Competency Profile for Denturism Practice, 2020
- MCQ Sample Questions
- Exam FAQ's
- Exam Policies

**<https://denturists-cdo.com/Applicants/Qualifying-Examination/Exam-Resources.aspx>**

# QUESTIONS?



Meghan Hoult

Deputy Registrar

[exams@denturists-cdo.com](mailto:exams@denturists-cdo.com)

416-925-6331 ext. 227



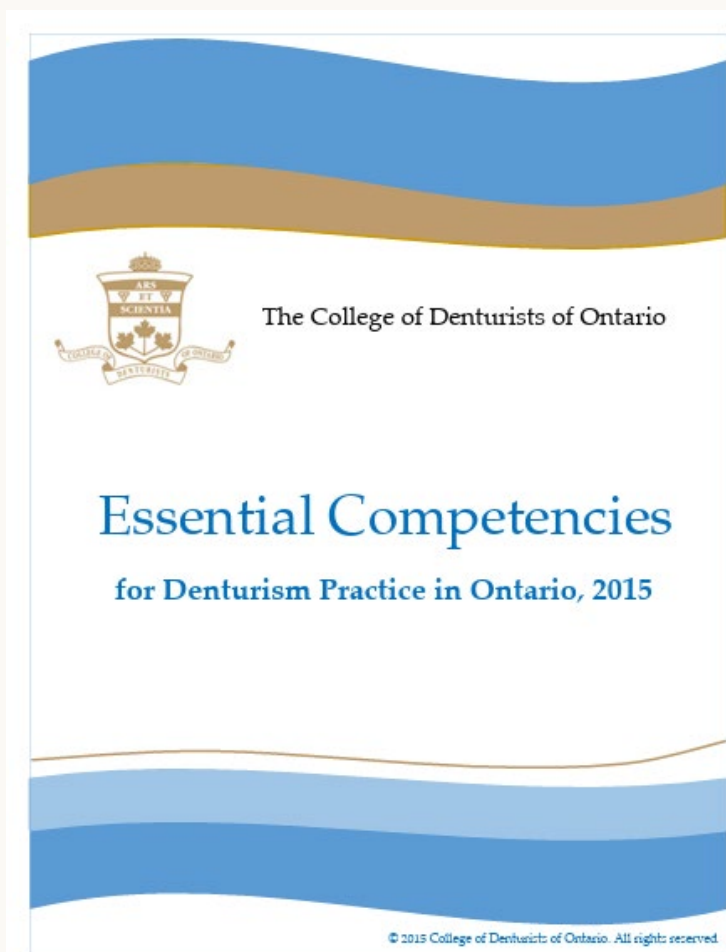
# OBJECTIVE STRUCTURED CLINICAL EXAMINATION (OSCE) COMPONENT

# OSCE BLUEPRINT



Objective Structured Clinical Examination (OSCE) – 16 Stations Total		
Competency Area	Competency Weighting	# of Stations
Clinical Practice	31.25%	5
Laboratory Procedures	25%	4
Professional Collaboration	12.5%	2
Practice Management	6.25%	1
Jurisprudence, Ethics, and professional responsibility	12.5%	2
Communication	12.5%	2
TOTAL	100%	16

# ESSENTIAL COMPETENCIES FOR DENTURISM PRACTICE IN ONTARIO, 2015



Competency Area 1: Clinical Practice		
Competency	Performance Indicators	Practice Illustrations
	1.5.3 Takes appropriate measurements and/or impressions to establish the ideal restoration, and maximize aesthetics and function.	<ul style="list-style-type: none"> <li>Understands that measurements may include vertical dimensions, abutment height and bite registration.</li> </ul>
	1.5.6 Applies foundational knowledge and evidence-informed practice to produce accurate, functional results.	<ul style="list-style-type: none"> <li>Demonstrates skill in impression techniques and methods.</li> <li>Applies medical device methodology and biochemical concepts when manufacturing and/or restoring a prosthesis and/or oral appliance (e.g., repairing dentures and/or relines).</li> </ul>
	1.5.7 Takes into consideration the anatomical presentation and makes appropriate modifications when needed.	<ul style="list-style-type: none"> <li>Considers the material's ability and limitations.</li> <li>Incorporates a soft lining for a flat ridge.</li> <li>Identifies a lack of interocclusal space to determine if a metal reinforcement is required.</li> </ul>
	1.5.8 Takes the patient's safety, physical comfort and emotional state into consideration.	<ul style="list-style-type: none"> <li>Modifies patient positioning, equipment selection and/or environment as needed.</li> <li>Provides emotional support.</li> <li>Demonstrates open and clear communication before starting a procedure.</li> </ul>
	1.5.9 Evaluates the outcome of the procedure and makes modifications as required.	<ul style="list-style-type: none"> <li>Recognizes when a prosthesis needs modifications to produce desirable outcomes (e.g., change in bone structure, identifies extra tooth loss or over eruption of a tooth).</li> <li>Confirms anatomical accuracy during the impression procedure.</li> <li>Confirms the physiological accuracy (e.g., centric relation, occlusal accuracy, cosmetic outcome) during the fitting and delivery.</li> <li>Adjusts and modifies for fit and patient comfort.</li> <li>Evaluates processing outcomes to ensure integrity and accuracy.</li> </ul>



# OSCE INFORMATION

- Saturday and Sunday, February 7 & 8, 2026
- Location: David Braley Health Sciences Centre  
100 Main Street West  
Hamilton, Ontario
- Registration & orientation
- Sequestering
- Dress code = scrubs (no identifying logos); no jewelry

# OSCE ORIENTATION VIDEOS

- Part II-OSCE: Qualifying Examination Orientation Video



- OSCE: Sample Interactive Station Video



<https://denturists-cdo.com/Applicants/Qualifying-Examination/Exam-Resources.aspx>



# OSCE STATIONS

- No intra-oral stations
- It is assumed that IPAC protocols have been followed (no handwashing required)
- 3 minute read time, 8 minutes inside, 1 minute reminder
- 8 stations per day (6 interactive, 2 non-interactive)
- Noise – non-sterile environment



# INTERACTIVE STATIONS

- Include a standardized patient (SP)
- What is expected?
  - Similar to a consultation
- Competencies being assessed may include Clinical Practice, Professional Collaboration, Jurisprudence, Ethics & Professional Responsibilities, and Communication
  - Clinical knowledge
  - Judgement
  - Communication skills



# NON-INTERACTIVE STATIONS

- No standardized patient (SP)
- Competencies being assessed may include Laboratory Procedures, Professional Collaboration, Practice Management, and Communication
  - Clinical knowledge
  - Technical knowledge
  - Judgement
- Multiple-choice questions
  - Affix label to answer sheet
  - Clearly mark your answers



# SAMPLE CASE: CANDIDATE INSTRUCTIONS

## Candidate Instructions/Stem

You are about to meet Mrs. Esther Moore, 54 years old, who presents to your office requesting a full lower denture. Her complete upper denture fits well. She has not been to a dentist in over twenty (20) years and is now of the impression that all her remaining lower teeth should be removed. Please address her concerns.

A completed patient chart, models and props are available to you. It is understood that universal asepsis protocols have been followed and consent forms for treatment have been signed.

# SAMPLE CASE: MEDICAL-DENTAL CHART

## PATIENT INFORMATION CARD

### Patient Information

Name: ESTHER MOORE Age: 54  
 Address: 46 WAYNE RD Sex:  Male  Female  
 Occupation: HOTEL HOUSEKEEPER Referred by: WALK-IN

### Dental History

Dentist: NONE  
 Do you grind your teeth?  Yes  No  
 Do your jaw joints crack, pop or grate?  Yes  No  
 Are your gums tender or sore?  Yes  No  
 Have you had any injuries or surgeries to your mouth?  Yes  No

Details:  
 Last Visit\*: LAST DENTAL VISIT 20 YRS AGO Phone: \_\_\_\_\_  
 Last x-ray: N/A

### Medical Information

Family Physician: WALK-IN Phone: \_\_\_\_\_  
 Are you currently under medical treatment?  Yes  No Reason? \_\_\_\_\_  
 Have you ever been treated for any of the following:

- |  |   |
|--|---|
| <input type="checkbox"/> Diabetes            | <input type="checkbox"/> Stroke                         |
| <input type="checkbox"/> Epilepsy            | <input type="checkbox"/> Allergies (Metal, latex)       |
| <input type="checkbox"/> Heart Condition     | <input type="checkbox"/> Respiratory Disease/Asthma     |
| <input type="checkbox"/> Thyroid             | <input type="checkbox"/> HIV/AIDS                       |
| <input type="checkbox"/> High Blood Pressure | <input type="checkbox"/> Hepatitis                      |
| <input type="checkbox"/> Cancer              | <input type="checkbox"/> Emotional or nervous disorders |
| <input type="checkbox"/> Repeat Headaches    | <input type="checkbox"/> Tuberculosis                   |

Do you smoke?  Yes  No Have you ever had any major operations or illness?  Yes  No

Reason for visit: WANTS TEETH REMOVED AND FULL SET OF DENTURES

### Existing Denture Assessment

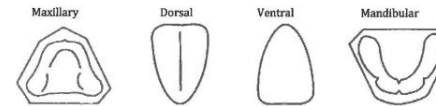
Type: CUD Insertion Date: U: 20 YRS L:  
 How many sets? U: 1 L:  
 Extraction dates: U: 20 YRS L:  
 Adhesive used: U: NO L:  
 Vertical Dimension: Over Closed: 2 mm Over Open: mm  W.N.L.  
 Fit: U: GOOD L:

### Oral Assessment

#### Condition of Oral Mucosa

Upper: Normal Locally inflamed Diffuse reddening Granulated Epulis Fissuratum  
 Lower: Normal Locally inflamed Diffuse reddening Granulated Epulis Fissuratum

#### Other Anomalies:



#### Alveolar Ridge

Upper: Little Atrophy Normal Atrophy Severe Atrophy Fibrotic Tissue  
 Lower: Little Atrophy Normal Atrophy Severe Atrophy Fibrotic Tissue

#### Tori

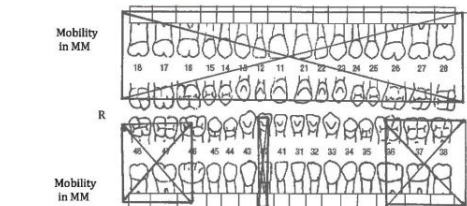
Upper: Unilateral Bilateral Manageable Surgery Advised  
 Lower: Unilateral Bilateral Manageable Surgery Advised

Xerostomia: Mild Moderate Severe Normal Saliva

Palatal Shape: Conductive Not Conductive

#### Jaw Relationship:

Anterior: Class I Class II Class III  
 Posterior: Class I Class II Class III



Teeth to be Extracted: 18 17 16 15 14 13 12 11 21 22 23 24 25 26 27 28  
 48 47 46 45 44 43 42 41 31 32 33 34 35 36 37 38

Referred to/for: \_\_\_\_\_ Date: \_\_\_\_\_

# SAMPLE CASE: MODELS

- Materials
  - Acrylic
  - Resin
  - Stone
  - Printed
- Models are there to represent what you would find if you examined the patient's mouth



# OSCE STATIONS

- Standardized Patients (SPs) are there to guide you
- Review all station materials carefully
- No tricks
- You can touch models/materials





# CONFLICTS OF INTEREST

- Conflicts of interest with examiners can include:
  - Any dentist whose clinic(s) which you have attended or completed denture work at in the past three (3) years
  - Family member(s) in the profession
  - Any dentist(s) or SPs you know personally



# INCIDENT REPORTS

- If you experience anything out of the ordinary that may have negatively affected your exam performance:
  - **Let staff know that you want to complete an Incident Report once you return to the sequestering room following the exam (10 minutes)**
- **You must submit an Incident Report on the day of the exam should you wish to appeal your exam result**

# INCIDENT REPORTS



COLLEGE OF  
DENTURISTS  
OF ONTARIO

PLACE CANDIDATE ID STICKER HERE

## OSCE Incident Report Form

Completed by:  Candidate  Assessor  Other: \_\_\_\_\_

Exam Date: \_\_\_\_\_

Track: **BLUE** **YELLOW** (circle one)

Report Time: \_\_\_\_\_

Group #: 1 2 3 4 (circle one)

Station #: \_\_\_\_\_

Please indicate which of the following concern(s) affected candidate performance within the station identified above:

Procedural or Environmental Irregularity  Medical Illness  Personal Emergency

Please describe the incident (in as much detail as possible):

Name:

Signature:



# EXAM SCORING

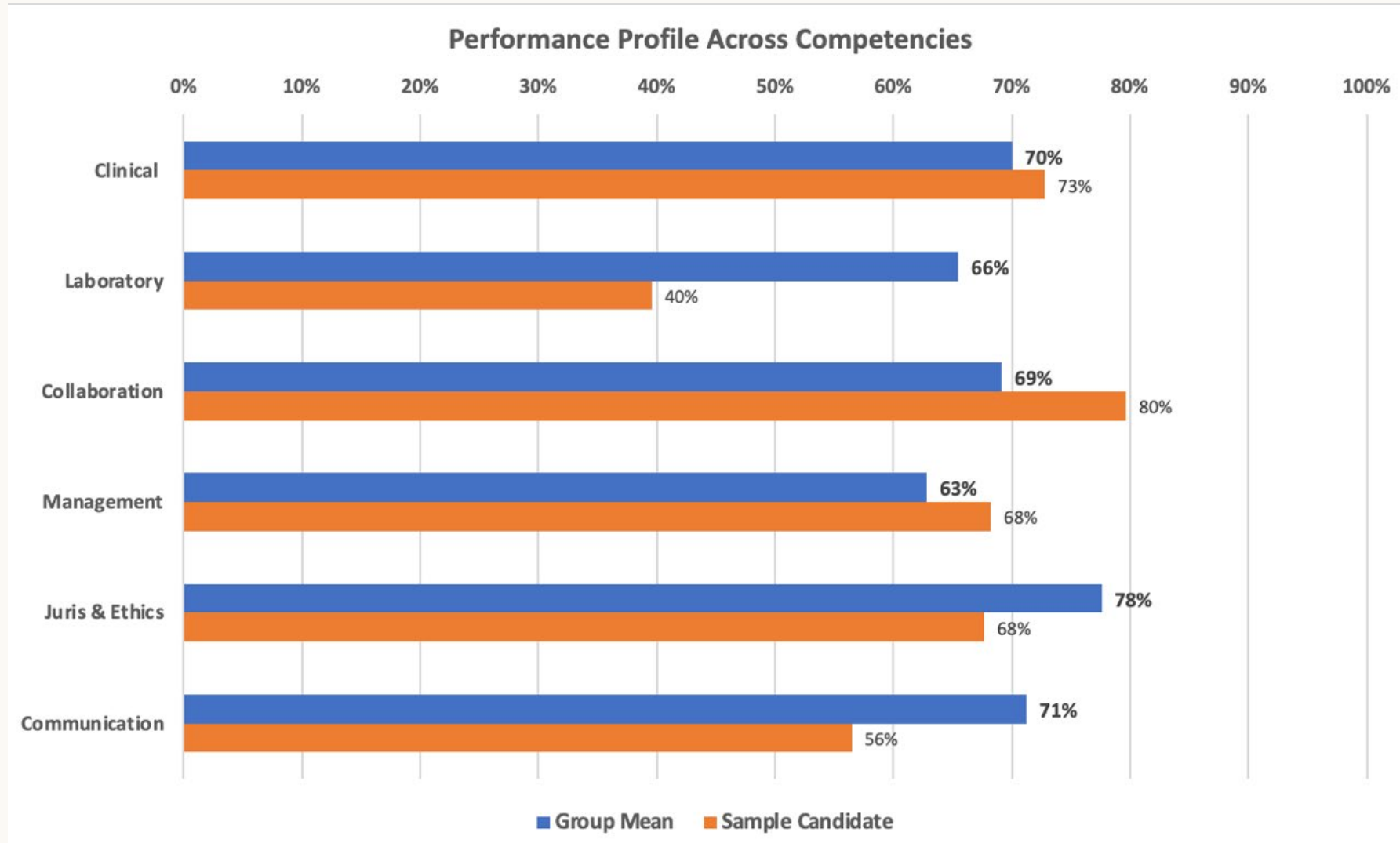
- Determining the Pass Score
  - The College, under the direction of psychometric consultants, utilize industry best practice methodologies for high stakes testing to determine examination cut scores
  - Cut score is influenced by the difficulty of examination questions
  - No pre-determined pass rate for this exam nor are candidates ranked
  - It is possible for all candidates who attempt the exam to be successful
- Fairness & Validity of Scores
  - Following the examination, all items on the OSCE are reviewed to ensure that they have functioned in the anticipated fashion
  - Items not meeting psychometric criteria are reviewed by the Qualifying Examination Committee and a determination about their status is made
  - Factors impacting candidate performance, documented in Incident Reports, are taken into consideration before a candidate's score is finalized



# EXAM RESULTS

- Results of the Qualifying Examination will be released approximately **6-8 weeks** after the completion of both examination components
  - You will be notified via e-mail that the results are available and how to access the results within the CDO Portal
- Performance reports will be provided for unsuccessful candidates
  - Provides an analysis of the examination competency areas and specific feedback about the unsuccessful candidate's performance in each of the competency areas tested in the OSCE
  - If you have any questions about this report, please contact the College

# PERFORMANCE REPORTS





# APPEALS

- No rescoring, no remarking, scores are final
- Candidate must have submitted an incident report
- Appeals may be based on three grounds only:
  - 1. Candidate illness on examination day:** Must be supported by medical documentation by a licensed healthcare professional within 3 business days of the examination.
  - 2. Personal emergency on examination day:** An unforeseen emergency or traumatic incident, such as the death or serious/sudden illness or injury of a close family member or close personal friend.
  - 3. Procedural or administrative irregularities:** For example, fire alarms or power outages, etc.



# EXAMINATION SECURITY

- Under no circumstances will the examination evaluation marking booklet or instruction booklet be released to the candidate
- Cell phones must be checked-in at registration (please turn OFF your cell phone and devices, do not set them to vibrate or silent)
- **NO** cell phones/smart watches/smart glasses or devices/Fitbits allowed on your person
- If candidates are found to have any electronic devices on their person, even if not in use, this will result in a failure on the spot



# EXAMINATION IMPARTIALITY

- Distinct roles by design to maintain impartiality
  - College staff
  - SP staff
  - Exam assessors
  - Psychometrician
  - Qualifying Examination Committee



# OSCE RESOURCES

- OSCE Candidate Information Package & Protocols
- OSCE Candidate Agreement
- OSCE Exam Blueprint
- Competency Profile for Denturism Practice, 2015
- OSCE Videos
- Exam FAQ's
- Exam Policies

**<https://denturists-cdo.com/Applicants/Qualifying-Examination/Exam-Resources.aspx>**

# QUESTIONS?



Meghan Hoult

Deputy Registrar

[exams@denturists-cdo.com](mailto:exams@denturists-cdo.com)

416-925-6331 ext. 227