



COLLEGE OF  
DENTURISTS  
OF ONTARIO

# QUALIFYING EXAMINATION CANDIDATE ORIENTATION

*College of Denturists of Ontario*



## PART II: OSCE

- Saturday and Sunday, June 22 & 23, 2024
- Location: David Braley Health Sciences Centre  
100 Main Street West  
Hamilton, Ontario
- Candidate registration & orientation
- Sequestering
- Scrubs, no logos



# PART II: OSCE BLUEPRINT

<u>Competency Area</u>	<u>#of stations</u>
➤ <b>Clinical Practice</b>	<b>5</b>
➤ <b>Laboratory</b>	<b>4</b>
➤ <b>Professional Collaboration</b>	<b>2</b>
➤ <b>Practice Management</b>	<b>1</b>
➤ <b>Jurisprudence, Ethics &amp; Professional Responsibilities</b>	<b>2</b>
➤ <b>Communication</b>	<b>2</b>
➤ <b>TOTAL</b>	<b>16</b>

## PART II: OSCE ORIENTATION VIDEO





# EACH STATION

- There will be no intra-oral stations
- IPAC protocols
- 3 minute read time, 8 minutes inside, 1 minute reminder
- 8 stations per day, 6 interactive, 2 non-interactive


# INTERACTIVE STATION

- Consultation – what is expected?
- Clinical knowledge
- Judgement
- Communication skills
- Introductions



# NON-INTERACTIVE STATION

- Clinical/technical knowledge
- Judgement
- Noise – non-sterile environment
- Multiple choice questions





# CANDIDATE INSTRUCTIONS

## Candidate Instructions/Stem

You are about to meet Mrs. Esther Moore, 54 years old, who presents to your office requesting a full lower denture. Her complete upper denture fits well. She has not been to a dentist in over twenty (20) years and is now of the impression that all her remaining lower teeth should be removed. Please address her concerns.

A completed patient chart, models and props are available to you. It is understood that universal asepsis protocols have been followed and consent forms for treatment have been signed.



# MEDICAL-DENTAL CHART



## PATIENT INFORMATION CARD

### Patient Information

Name: ESTHER MOORE Age: 54  
 Address: 46 WAYNE RD Sex:  Male  Female  
 Occupation: HOTEL HOUSEKEEPER Referred by: WALK-IN

### Dental History

Dentist: NONE  
 Do you grind your teeth?  Yes  No  
 Do your jaw joints crack, pop or grate?  Yes  No  
 Are your gums tender or sore?  Yes  No  
 Have you had any injuries or surgeries to your mouth?  Yes  No

Details:  
 Last Visit\*: LAST DENTAL VISIT 20 YRS AGO Last x-ray: N/A

### Medical Information

Family Physician: WALK-IN Phone: \_\_\_\_\_  
 Are you currently under medical treatment?  Yes  No Reason? \_\_\_\_\_  
 Have you ever been treated for any of the following:

Rx		Rx	
<input type="checkbox"/> Diabetes	<input type="checkbox"/> Stroke	_____	_____
<input type="checkbox"/> Epilepsy	<input type="checkbox"/> Allergies (Metal, latex)	_____	_____
<input type="checkbox"/> Heart Condition	<input type="checkbox"/> Respiratory Disease/Asthma	_____	_____
<input type="checkbox"/> Thyroid	<input type="checkbox"/> HIV/AIDS	_____	_____
<input type="checkbox"/> High Blood Pressure	<input type="checkbox"/> Hepatitis	_____	_____
<input type="checkbox"/> Cancer	<input type="checkbox"/> Emotional or nervous disorders	_____	_____
<input type="checkbox"/> Repeat Headaches	<input type="checkbox"/> Tuberculosis	_____	_____

Do you smoke?  Yes  No Have you ever had any major operations or illness?  Yes  No

Reason for visit: WANTS TEETH REMOVED AND FULL SET OF DENTURES

### Existing Denture Assessment

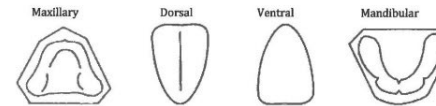
Type: CUD Insertion Date: U: 20 YRS L:  
 How many sets? U: 1 L:  
 Extraction dates: U: 20 YRS L:  
 Adhesive used: U: NO L:  
 Vertical Dimension: Over Closed: 2 mm Over Open: mm  W.N.L.  
 Fit: U: GOOD L:

### Oral Assessment

#### Condition of Oral Mucosa

Upper: Normal Locally inflamed Diffuse reddening Granulated Epulis Fissuratum  
 Lower: Normal Locally inflamed Diffuse reddening Granulated Epulis Fissuratum

#### Other Anomalies:



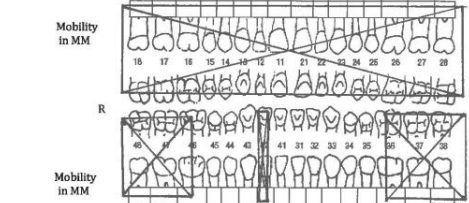
Alveolar Ridge  
 Upper: Little Atrophy Normal Atrophy Severe Atrophy Fibrotic Tissue  
 Lower: Little Atrophy Normal Atrophy Severe Atrophy Fibrotic Tissue

Tori  
 Upper: Unilateral Bilateral Manageable Surgery Advised  
 Lower: Unilateral Bilateral Manageable Surgery Advised

Xerostomia: Mild Moderate Severe Normal Saliva

Palatal Shape: Conductive Not Conductive

Jaw Relationship:  
 Anterior: Class I Class II Class III  
 Posterior: Class I Class II Class III



Teeth to be Extracted: 18 17 16 15 14 13 12 11 21 22 23 24 25 26 27 28  
 48 47 46 45 44 43 42 41 31 32 33 34 35 36 37 38

Referred to/for: Date:

# MODELS

## Materials

- Acrylic
  - Resin
  - Stone
  - Printed
- 
- All the same on the examination



# VIDEO: SAMPLE INTERACTIVE STATION



# STANDARDIZED PATIENTS





# INCIDENT REPORTS

- If you experience anything out of the ordinary that may have negatively affected your exam performance.
- At the end of the exam day, during sequestering
- You must document your incident on the day of the exam should you wish to lodge an appeal.



# DETERMINING THE PASS SCORE

- The College, under the direction of psychometric consultants, utilize industry best practice methodologies for high stakes testing to determine examination cut scores.
- It is important to note that there is no pre-determined pass rate for this exam nor are candidates ranked. It is possible for all candidates who attempt the exam to be successful.



## ENSURING YOUR SCORE IS FAIR AND VALID

- Following the examination, all items on the OSCE are reviewed to ensure that they have functioned in the anticipated fashion.
- Items not meeting psychometric criteria are reviewed by the examination committee and a determination about their status is made.
- Factors impacting candidate performance, documented in Incident Reports, are taken into consideration before a candidate's score is finalized.

# RESULTS



- Results of the qualifying examination will be sent to each candidate within forty-five (45) calendar days of the completion of the examination via email and posted on your CDO profile.





# APPEAL OF RESULTS

- No rescoring, no remarking, scores are final
- Appeal based on 3 grounds:
  - Illness on examination day
    - Must be supported by medical documentation by a licensed healthcare professional within **3 business days** of the examination
  - Personal emergency
    - An unforeseen emergency or trauma, such as the death or serious, sudden illness or injury of a close family member or close personal friend
  - Procedural irregularities
    - Fire alarms, power outages



# APPEAL OF RESULTS

- Candidate must fill out an incident report
- You must file for appeal within 15 business days from release of results
- Appeals do not result in remarking or rescoring of your examination mark
- Only allows for you to retake the examination at a reduced cost at the discretion of the Registrar



# PERFORMANCE REPORTS

- A performance report provides an analysis of the examination content areas
- Provides specific feedback about the unsuccessful candidate's performance
- Released with the results



# CONFLICT OF INTEREST

Conflicts of interest with examiners can include:

- any denturists clinics you have attended or completed denture work in the past three years
- family members in the profession
- any denturists or SPs you know personally



# EXAMINATION SECURITY

- Under no circumstances will the examination evaluation marking booklet or instruction booklet be released to the candidate
- Turn OFF your cellphone, do not set it to vibrate or silent - you will be asked to check your phone in for the OSCE
- **NO** Cellphones/Smart Watches/Apple Watches/Fitbit
- If caught with any electronic devices, even not in use, will result in instant failure on the spot



# EXAMINATION IMPARTIALITY

## Distinct roles by design to maintain impartiality

- College Staff
- SP Staff
- Exam Assessors
- Psychometrician
- QE Committee

# QUESTIONS?

416-925-6331 ext. 227

[exams@denturists-cdo.com](mailto:exams@denturists-cdo.com)

